

# Hybrid Flooring

INSPIRED BY NATURE, CRAFTED BY PASSION





HYB – 77104

Pearl White



**Spotted Gum**

HYB-77101  
Matt Embossed Surface



**New England Blackbutt**

HYB-77102  
Matt Embossed Surface



**Aged Oak**

HYB-77103  
Matt Embossed Surface



**Pearl White**

HYB-77104  
Matt Embossed Surface



**Pale Smoke**

HYB-77105  
Matt Embossed Surface



**French Canvas**

HYB-77106  
Matt Embossed Surface

**TECHNICAL  
SPECIFICATION**

Wear Layer		UV Coating
Dimension	Length	1800 mm
	Width	228 mm
	Total Thickness	9 mm
	Wear Layer Thickness	0.5 mm
	Underlay Thickness	2 mm
Bevel		4-Sided Micro Bevelled Edges
Joining System		Licensed Click System
Supplied	Box Size	1.6416 m² / 4 Panels
	Weight	24 kg
Slip Resistance		P4
Impact Sound Reduction (AS ISO 717.2 – 2004)	L'nTw	45
	FIIC	64
	AAAC	5 Star



**WONDERWOOD**  
www.wonderwoodfloors.com.au

The acoustic test shown above carried out 20 Jan 2021 by KOIKAS Acoustic Pty Ltd occurred on a 200-220mm reinforced concrete slab. To view our full testing report, please request by email or visit [www.wonderwoodfloors.com.au](http://www.wonderwoodfloors.com.au)





Coastal Blackbutt

HYB-91201  
Matt Embossed Surface



White Dove

HYB-91202  
Matt Embossed Surface




Neutral Tan

HYB-91203  
Matt Embossed Surface



Ivory White

HYB-91205  
Matt Embossed Surface



Blackbutt

HYB-91101  
Matt Embossed Surface



QLD Spotted Gum

HYB-91102  
Matt Embossed Surface



Copeland

HYB-91103  
Matt Embossed Surface



Kandos Grey

HYB-91105  
Matt Embossed Surface



Cobble Brown

HYB-91206  
Matt Embossed Surface




Pacific Spotted Gum

HYB-91207  
Matt Embossed Surface



Foggy Grey

HYB-91208  
Matt Embossed Surface



Charcoal

HYB-91209  
Matt Embossed Surface



Flannel Grey

HYB-91106  
Matt Embossed Surface



Bone Beige

HYB-91107  
Matt Embossed Surface



Juneef Reef

HYB-91108  
Matt Embossed Surface



Warm Smoke

HYB-91109  
Matt Embossed Surface



HYB – 91207

Pacific Spotted  
Gum

TECHNICAL  
SPECIFICATION

Wear Layer		UV Coating
Dimension	Length	1540 mm
	Width	182 mm
	Total Thickness	6.5 mm
	Wear Layer Thickness	0.5 mm
	Underlay Thickness	1.5 mm
Bevel		4-Sided Micro Bevelled Edges
Joining System		Licensed Click System
Supplied	Box Size	2.243 m <sup>2</sup> / 8 Panels
	Weight	23.35 kg
Slip Resistance		P3
Fire Test	CHF Value	≥ 11 kw/m <sup>2</sup>
	Smoke Value	53% min
Impact Sound Reduction	L'nTw	40
	FIIC	64
(AS ISO 717.2 – 2004)		AAAC
		6 Star

The acoustic test shown above carried out 22 Nov 2018 by KOIKAS Acoustic Pty Ltd occurred on a 200mm thick concrete slab, approximately 80mm deep, adn a suspended ceiling. To view our full testing report, please request by email or visit [www.wonderwoodfloors.com.au](http://www.wonderwoodfloors.com.au)



WONDERWOOD  
[www.wonderwoodfloors.com.au](http://www.wonderwoodfloors.com.au)







**Natural Blackbutt**

HYB-55101  
Matt Embossed Surface



**Golden Blackbutt**

HYB-55102  
Matt Embossed Surface



**Natural Spotted Gum**

HYB-55103  
Matt Embossed Surface



**Classic Spotted Gum**

HYB-55104  
Matt Embossed Surface



**Classic Gray**

HYB-55105  
Matt Embossed Surface



**Misty Brown**

HYB-55106  
Matt Embossed Surface



**Sand Beige**

HYB-55107  
Matt Embossed Surface



**Caramel**

HYB-55108  
Matt Embossed Surface

**TECHNICAL  
SPECIFICATION**

Wear Layer		UV Coating
Dimension	Length	1540 mm
	Width	228 mm
	Total Thickness	5.5 mm
	Wear Layer Thickness	0.5 mm
	Underlay Thickness	1.5 mm
Bevel		4-Sided Micro Bevelled Edges
Joining System		Licensed Click System
Supplied	Box Size	2.458 m <sup>2</sup> / 7 Panels
	Weight	20.5 kg
Slip Resistance		P3
Impact Sound Reduction (AS ISO 717.2 - 2004)	L'nTw	43
	FIIC	64
	AAAC	5 Star

The acoustic test shown above carried out 20 Jan 2021 by KOIKAS Acoustic Pty Ltd occurred on a 200-220mm reinforced concrete slab. To view our full testing report, please request by email or visit [www.wonderwoodfloors.com.au](http://www.wonderwoodfloors.com.au)



**WONDERWOOD**  
[www.wonderwoodfloors.com.au](http://www.wonderwoodfloors.com.au)







HYB – 91205

Ivory White



CONSTRUCTION


0.5mm Clear PVC Embossed Wear Layer

High Definition Decorative Layer

Limestone and PVC Composite Core

Certified Foam Backing Attached

\*Subject to proper installation and maintenance.



AAAC

Wonderwood's hybrid flooring has been tested to ensure acoustic privacy compliance. Please view our full testing report by email or visit [www.wonderwoodfloors.com.au](http://www.wonderwoodfloors.com.au).



AAAC Star Rating	FIIC	L'nTw
2 Star	45	65
3 Star	55	55
4 Star	60	50
5 Star	65	45
6 Star	70	40

ACCESSORIES

Finish the stairs or egdes of your Wonderwood Hybrid floor perfectly with our matching waterproof profiles. Each profile is foil wrapped, available for the entire range.



▲ CARPET REDUCER



▲ T-MOULDING



▲ REDUCER



▲ SCOTIA



▲ STAIR NOSE



▲ L ANGLE





HYB – 91201

Coastal  
Blackbutt

MAINTENANCE GUIDE

Keep your Wonderwood Hybrid Floor looking its best for longer with these maintenance tips.

Prevent scratches and dents

Place doormats at all entry and exit points of your home. This helps prevent dents and fine scratches caused by sand, dirt and stones. Be sure to clean your mats regularly.

Fit all movable pieces of furniture with gliders and felt pads.

Avoid using steel wool, nylon scouring pads, scouring powder or abrasive cleaners on your hybrid floor.

Avoid accidents

Never apply oil, wax, soap or polishing products onto your hybrid floor. They may leave a dull finish, and also make it slippery.

Keep stains at bay

Only use woven or vinyl-backed mats marked non-staining or colourfast on your hybrid floor.

Some latex and rubber products—like the ones used as backing for mats and rugs, protective foot padding for stools, and wheelchair and trolley wheels—may leave permanent yellow stains on your floor.

If you cannot avoid using such materials, stick with darker colours to make the effect less noticeable.

While hybrid floors are designed to repel most types of spilled liquids, it is still best to clean spillage up with a dry piece of cloth and recommended cleaning solution immediately.

Prevent discolouration

Exposure to natural and excess artificial light may cause your hybrid floor to appear whiter than areas normally covered by furniture or rugs. To fix this, simply expose the covered areas to light. Everything should even out after a couple of weeks.

Keep your hybrid floor clean

Clean your floor once per week using a combination of water and a PH neutral cleaning agent.

Be sure to check the manufacturer's instructions prior to using any kind of cleaning product, and always apply such substances onto a piece of cloth instead of directly onto the floor.

Daily cleaning can be done using a vacuum cleaner or soft, dry broom.

Fix dings and scratches

Remove minor scratches and nicks by cleaning and coating the affected area with furniture scratch cover oil.

WARRANTY

Wonderwood hybrid flooring is subject to a 20-year residential (domestic) wear warranty, 3-year commercial warranty (by request) and lifetime structural warranty.

Our products are guaranteed to be delivered free from defects in material and workmanship and are warranted in their original manufactured condition. Gloss reduction and scratches caused by regular traffic are not covered by warranty. Please contact our sales representative to view full warranty wording, terms and conditions.



WONDERWOOD

[www.wonderwoodfloors.com.au](http://www.wonderwoodfloors.com.au)  
Tel : 02 9090 2810